



In aid of



THE BIG GREEN SCAVENGER HUNT



THE BIG GREEN SCAVENGER HUNT

The big green scavenger hunt is a great activity to organise during Wear it Green Day so that your students can have some fun whilst working together in teams.

We've got everything you need to create your own scavenger hunt, including print out green illustrations to hide around the school, suggested clues and a check list for the teams.

HOW TO SET UP YOUR SCAVENGER HUNT

1.

Cut out the illustrations below, laminate and hide around your classroom or outside if it's a nice day.

2.


Organise your class into small teams and give each team a print out of the check box in this pack.

4.


Why not add some clues by each illustration to make it more interesting. We've written some suggested clues in this pack, but you can get creative depending on your school ground or classroom.

3.

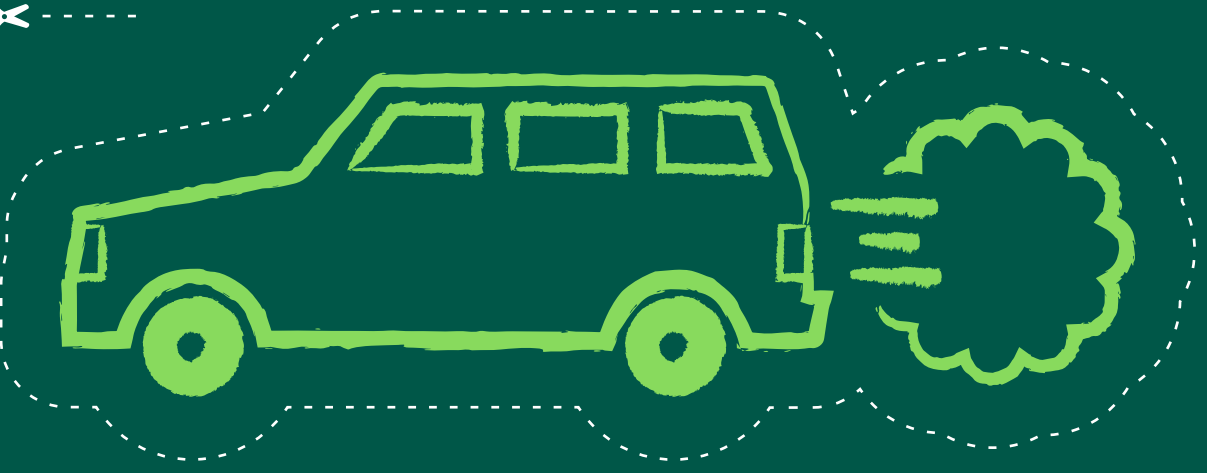
Set a timer and send them out looking for the illustrations – the first team to find each one is the winner. Make sure you have a small prize organised for the winning team.



Cut out



Cut out



Cut out



SOME SUGGESTED CLUES



To find this clue
you will have to think.
Find the place where
you'd go if you need
a drink.



The next clue can
be found where you put
your backpack. It could be
hook, a locker or
even a rack.



I hold all the
words that you need to
know. You use me to help
your vocabulary grow.



I have hands but
no arms and also a face
and my hands always
move at the same
steady pace.




I have four legs
but I don't have feet.
I come in handy when
it's time to eat.



THE BIG GREEN SCAVENGER HUNT

CHECK-LIST



Green pencil



Shoe



Four-leaf clover



Caterpillar



Cap



Car



Alien



Apple



Tree



Frog