



How to make your bunting

Print the pennants onto card or paper and cut along the dotted outline.

Use pink ribbon or string and lay out your design on top, making sure the spaces between the pennants are the same.

Fold the tops over your ribbon and glue or staple the pennants in place.





How to make your bunting

Print the pennants onto card or paper and cut along the dotted outline.

Use pink ribbon or string and lay out your design on top, making sure the spaces between the pennants are the same.

Fold the tops over your ribbon and glue or staple the pennants in place.





How to make your bunting

Print the pennants onto card or paper and cut along the dotted outline.

Use pink ribbon or string and lay out your design on top, making sure the spaces between the pennants are the same.

Fold the tops over your ribbon and glue or staple the pennants in place.





How to make your bunting

Print the pennants onto card or paper and cut along the dotted outline.

Use pink ribbon or string and lay out your design on top, making sure the spaces between the pennants are the same.

Fold the tops over your ribbon and glue or staple the pennants in place.



Have a **natter**,
raise money and
change lives

How to make your bunting

Print the pennants onto card or paper and cut along the dotted outline.

Use pink ribbon or string and lay out your design on top, making sure the spaces between the pennants are the same.

Fold the tops over your ribbon and glue or staple the pennants in place.



Registered with
**FUNDRAISING
REGULATOR**



Have a **natter**,
raise money and
change lives

How to make your bunting

Print the pennants onto card or paper and cut along the dotted outline.

Use pink ribbon or string and lay out your design on top, making sure the spaces between the pennants are the same.

Fold the tops over your ribbon and glue or staple the pennants in place.



Have a **natter**,
raise money and
change lives


How to make your bunting

Print the pennants onto card or paper and cut along the dotted outline.

Use pink ribbon or string and lay out your design on top, making sure the spaces between the pennants are the same.

Fold the tops over your ribbon and glue or staple the pennants in place.






How to make your bunting

Print the pennants onto card or paper and cut along the dotted outline.

Use pink ribbon or string and lay out your design on top, making sure the spaces between the pennants are the same.

Fold the tops over your ribbon and glue or staple the pennants in place.






How to make your bunting

Print the pennants onto card or paper and cut along the dotted outline.

Use pink ribbon or string and lay out your design on top, making sure the spaces between the pennants are the same.

Fold the tops over your ribbon and glue or staple the pennants in place.






How to make your bunting

Print the pennants onto card or paper and cut along the dotted outline.

Use pink ribbon or string and lay out your design on top, making sure the spaces between the pennants are the same.

Fold the tops over your ribbon and glue or staple the pennants in place.






How to make your bunting

Print the pennants onto card or paper and cut along the dotted outline.

Use pink ribbon or string and lay out your design on top, making sure the spaces between the pennants are the same.

Fold the tops over your ribbon and glue or staple the pennants in place.





How to make your bunting

Print the pennants onto card or paper and cut along the dotted outline.

Use pink ribbon or string and lay out your design on top, making sure the spaces between the pennants are the same.

Fold the tops over your ribbon and glue or staple the pennants in place.





How to make your bunting

Print the pennants onto card or paper and cut along the dotted outline.

Use pink ribbon or string and lay out your design on top, making sure the spaces between the pennants are the same.

Fold the tops over your ribbon and glue or staple the pennants in place.





How to make your bunting

Print the pennants onto card or paper and cut along the dotted outline.

Use pink ribbon or string and lay out your design on top, making sure the spaces between the pennants are the same.

Fold the tops over your ribbon and glue or staple the pennants in place.





How to make your bunting

Print the pennants onto card or paper and cut along the dotted outline.

Use pink ribbon or string and lay out your design on top, making sure the spaces between the pennants are the same.

Fold the tops over your ribbon and glue or staple the pennants in place.

